







Container truck		Specification		
 <p>57K3685</p>	External	Width		8 ft
		Height		8 ft 6.0 in
		length		20 ft
	Interior	Width		7 ft 8.6 in
		Height		7 ft 10.3 in
		length		19 ft 4.2 in
	Door	Width	mm	92.1 in
		Height		89.7 in
	Cubic Capacity		cum	1,173 cu ft
	Tare weight		7.800 Kg	4,850 lbs
	Max. Payload		26.000 Kg	62,346 lbs
	Max. Gross Weight		33.800 Kg	67,196 lbs
Actual pull Weight 26.000 Kg				


Container truck		Specification		
 <p>57K3622 57K4304 57K3547 57K0367 57K1916</p>	External	Width		8 ft
		Height		8 ft 6.0 in
		length		20 ft
	Interior	Width		7 ft 8.6 in
		Height		7 ft 10.3 in
		length		19 ft 4.2 in
	Door	Width	mm	92.1 in
		Height		89.7 in
	Cubic Capacity		cum	1,173 cu ft
	Tare weight		8.300 Kg	4,850 lbs
	Max. Payload		36.000 Kg	62,346 lbs
	Max. Gross Weight		44.300 Kg	67,196 lbs
Actual pull Weight 40.000 Kg				


Container truck		Specification		
 <p>57K3669 57K3912 57K4153</p>	External	Width	8 ft	
		Height	8 ft 6.0 in	
		length	20 ft	
	Interior	Width	7 ft 8.6 in	
		Height	7 ft 10.3 in	
		length	19 ft 4.2 in	
	Door	Width	mm	92.1 in
		Height		89.7 in
	Cubic Capacity		cum	1,173 cu ft
	Tare weight		6.700 Kg	4,850 lbs
	Max. Payload		30.000 Kg	62,346 lbs
Max. Gross Weight		36.700 Kg	67,196 lbs	
Actual pull Weight 25.000 Kg				


Container truck		Specification		
 <p>52LD3685 52LD3795 52LD4307 57K5884 57K8034 57K4655 57K4356</p>	External	Width	8 ft	
		Height	8 ft 6.0 in	
		length	20 ft	
	Interior	Width	7 ft 8.6 in	
		Height	7 ft 10.3 in	
		length	19 ft 4.2 in	
	Door	Width	mm	92.1 in
		Height		89.7 in
	Cubic Capacity		cum	1,173 cu ft
	Tare weight		8.200 Kg	4,850 lbs
	Max. Payload		36.000 Kg	62,346 lbs
Max. Gross Weight		44.200 Kg	67,196 lbs	
Actual pull Weight 40.000 Kg				

Container truck		Specification		
 <p>52LD4401</p>	External	Width	8 ft	
		Height	8 ft 6.0 in	
		lenth	20 ft	
	Interior	Width	7 ft 8.6 in	
		Height	7 ft 10.3 in	
		lenth	19 ft 4.2 in	
	Door	Width	mm	92.1 in
		Height		89.7 in
	Cubic Capacity		cum	1,173 cu ft
	Tare weight		8.400 Kg	4,850 lbs
	Max. Payload		38.000 Kg	62,346 lbs
Max. Gross Weight		46.400 Kg	67,196 lbs	
Actual pull Weight 40.000 Kg				


Container truck		Specification		
 <p>57K4656 57K5786</p>	External	Width	8 ft	
		Height	8 ft 6.0 in	
		lenth	20 ft	
	Interior	Width	7 ft 8.6 in	
		Height	7 ft 10.3 in	
		lenth	19 ft 4.2 in	
	Door	Width	mm	92.1 in
		Height		89.7 in
	Cubic Capacity		cum	1,173 cu ft
	Tare weight		6.400 Kg	4,850 lbs
	Max. Payload		26.000 Kg	62,346 lbs
Max. Gross Weight		32.400 Kg	67,196 lbs	
Actual pull Weight 25.000 Kg				


Container truck		Specification		
 <p>57K6943</p>	External	Width		8 ft
		Height		8 ft 6.0 in
		length		20 ft
	Interior	Width		7 ft 8.6 in
		Height		7 ft 10.3 in
		length		19 ft 4.2 in
	Door	Width	mm	92.1 in
		Height		89.7 in
	Cubic Capacity		cum	1,173 cu ft
	Tare weight		6.400 Kg	4,850 lbs
	Max. Payload		28.000 Kg	62,346 lbs
	Max. Gross Weight		34.400 Kg	67,196 lbs
	Actual pull Weight 25.000 Kg			

Container truck		Specification		
 <p>57L9429 57M0934</p>	External	Width		8 ft
		Height		8 ft 6.0 in
		length		20 ft
	Interior	Width		7 ft 8.6 in
		Height		7 ft 10.3 in
		length		19 ft 4.2 in
	Door	Width	mm	92.1 in
		Height		89.7 in
	Cubic Capacity		cum	1,173 cu ft
	Tare weight		8.600 Kg	4,850 lbs
	Max. Payload		38.000 Kg	62,346 lbs
	Max. Gross Weight		46.600 Kg	67,196 lbs
	Actual pull Weight 40.000 Kg			

Container truck	Specification			
 <p>57K3173 57K2894 57K1489 57K2837</p>	External	Width	8 ft	
		Height	8 ft 6.0 in	
		lenth	20 ft	
	Interior	Width	7 ft 8.6 in	
		Height	7 ft 10.3 in	
		lenth	19 ft 4.2 in	
	Door	Width	mm	92.1 in
		Height		89.7 in
	Cubic Capacity	cum	1,173 cu ft	
	Tare weight	8.300 Kg	4,850 lbs	
	Max. Payload	28.535 Kg	62,346 lbs	
Max. Gross Weight	36.835 Kg	67,196 lbs		
Actual pull Weight 30.000 Kg				

Container truck	Specification			
 <p>57L2055</p>	External	Width	8 ft	
		Height	8 ft 6.0 in	
		lenth	20 ft	
	Interior	Width	7 ft 8.6 in	
		Height	7 ft 10.3 in	
		lenth	19 ft 4.2 in	
	Door	Width	mm	92.1 in
		Height		89.7 in
	Cubic Capacity	cum	1,173 cu ft	
	Tare weight	8.600 Kg	4,850 lbs	
	Max. Payload	45.000 Kg	62,346 lbs	
Max. Gross Weight	53.600 Kg	67,196 lbs		
Actual pull Weight 40.000 Kg				

Container truck		Specification			
 <p>57K1398</p>	External	Width		8 ft	
		Height		8 ft 6.0 in	
		length		20 ft	
	Interior	Width		7 ft 8.6 in	
		Height		7 ft 10.3 in	
		length		19 ft 4.2 in	
	Door	Width	mm	92.1 in	
		Height		89.7 in	
	Cubic Capacity			cum	1,173 cu ft
	Tare weight			8.560 Kg	4,850 lbs
	Max. Payload			36.000 Kg	62,346 lbs
Max. Gross Weight			44.560 Kg	67,196 lbs	
Actual pull Weight 30.000 Kg					

Container truck		Specification			
 <p>57L0444 57L0397</p>	External	Width		8 ft	
		Height		8 ft 6.0 in	
		length		20 ft	
	Interior	Width		7 ft 8.6 in	
		Height		7 ft 10.3 in	
		length		19 ft 4.2 in	
	Door	Width	mm	92.1 in	
		Height		89.7 in	
	Cubic Capacity			cum	1,173 cu ft
	Tare weight			8.257 Kg	4,850 lbs
	Max. Payload			36.000 Kg	62,346 lbs
Max. Gross Weight			44.257 Kg	67,196 lbs	
Actual pull Weight 40.000 Kg					

