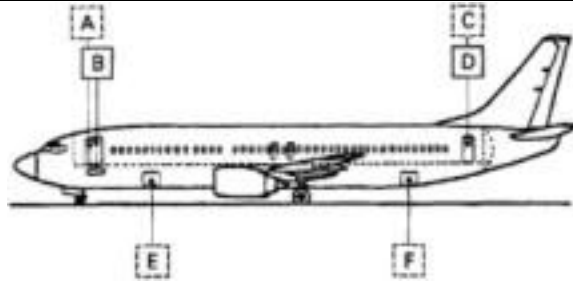


Plane Specification

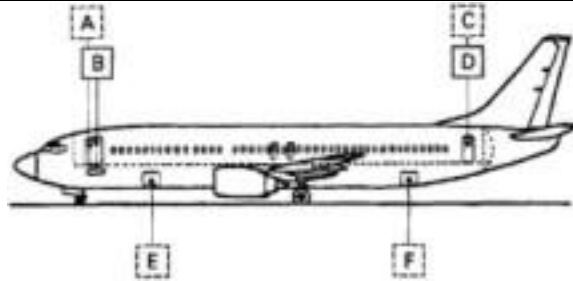


Boeing 737-400



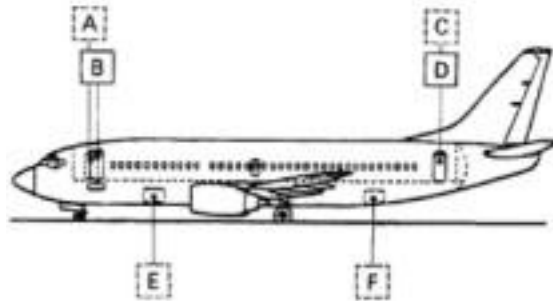
Door	Distance from A/C Nose		Door Size		Sill Height			
	Metres	Inches	Metres	Inches	Metres	Inches	Metres	Inches
A	4.67	184	0,76x1,65	30x65	2.62	103	2.77	109
B	5.03	198	0,86x1x83	34x72	2.62	103	2.77	109
C	28.93	1,139	0,76x1,65	30x65	2.62	103	2.67	105
D	28.93	1,139	0,76x1,83	30x72	2.62	103	2.67	105
E	8.53	336	1,22x0,89	48x35	1.27	50	1.40	55
F	24.99	984	1,22x0,84	48x33	1.37	54	1.73	54
ULD Configuration					Bulk hold			
Volume available for freight (based on full passenger loads)					24.0m3			
Maximum weight					2,897kg			

Boeing 737-800



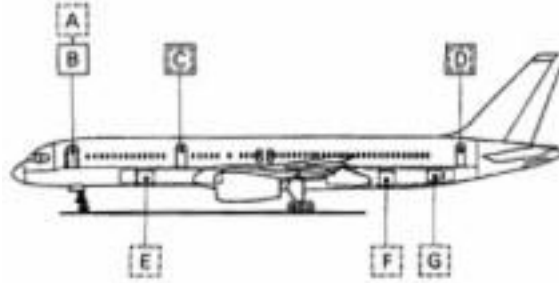
Door	Distance from A/C Nose		Door Size		Sill Height			
	Metres	Inches	Metres	Inches	Metres	Inches	Metres	Inches
A	4.76	1.84	0,76x1,65	30x65	2.62	103	2.77	109
B	5.03	1.98	0,86x1x83	34x72	2.62	103	2.77	109
C	28.93	1,139	0,76x1,65	30x65	2.62	103	2.67	105
D	28.93	1,139	0,76x1,83	30x72	2.62	103	2.67	105
E	8.53	336	1,22x0,89	48x35	1.27	50	1.40	55
F	24.99	984	1,22x0,84	48x33	1.37	54	1.73	54
ULD Configuration					Bulk hold			
Volume available for freight (based on full passenger loads)					28.0m3			
Maximum weight					2,600kg			

Boeing 737-300/500 begin_of_the_skype_highlighting 737-300/500 end_of_the_skype_highlighting



Door	Distance from A/C Nose		Door Size		Sill Height			
	Metres	Inches	Metres	Inches	Metres	Inches	Metres	Inches
A	4.67	184	0.76x1,65	30x65	2.62	103	2.77	109
B	5.03	198	0,86x1x83	34x72	2.62	103	2.77	109
C	26.04	1,025	0,76x1,65	30x65	2.62	103	2.67	105
D	26.04	1,025	0,76x1,83	30x72	2.62	103	2.67	105
E	8.53	336	1,30x1,22	48x35	1.27	50	1.40	55
F	22.10	870	1,22x1,22	48x48	1.37	54	1.73	54
ULD Configuration					Bulk hold			
Volume available for freight (based on full passenger loads)					21.0m3			
Maximum weight					2,250kg			

Boeing 757-200



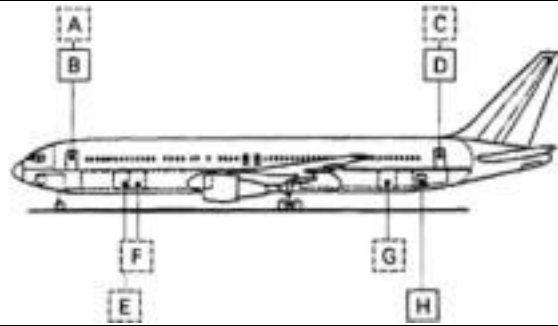
Door Number	Distance from A/C Nose		Door Size		Sill Height			
	Metres	Inches	Metres	Inches	Metres	Inches	Metres	Inches
A	4.78	188	0,76x1,65	30x65	3.79	149	4.01	1.58
B	5.05	199	0,84x1x83	33x72	3.79	149	4.01	1.58
C	13.99	551	0,84x1,65	33x72	3.84	151	4.01	158
D	38.23	1,505	0,76x1,83	30x72	3.89	153	4.14	163
E	10.95	431	1,40x1,07	55x42	2.46	97	2.67	105
F	31.78	1,251	1,40x1,12	55x44	2.36	93	2.51	99
G	35.74	1,407	1,22x0,81	48x32	2.59	102	2.77	109
ULD Configuration					Bulk hold			
Volume available for freight (based on full passenger loads)					35.0m3			
Maximum weight					5,000kg			

Boeing 767-200



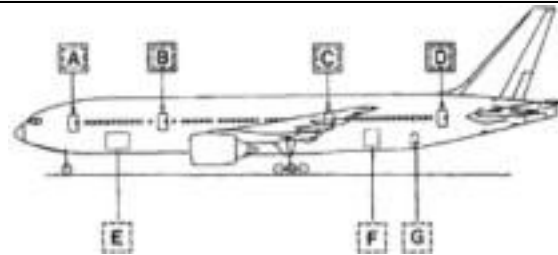
ULD Configuration	7LD8/2LD7
Volume available for freight (based on full passenger loads)	46.0m3
Maximum weight	10,000kg

Boeing 767-300/300ER



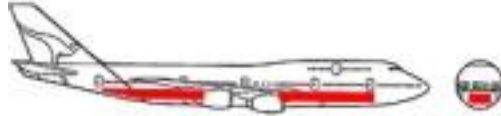
Door	Distance from A/C Nose		Door Size		Sill Height			
	Metres	Inches	Metres	Inches	Metres	Inches	Metres	Inches
A	5.72	255	1,07x1,83	42x72	4.14	163	4.50	177
B	5.72	255	1,07x1,88	42x74	4.14	163	4.50	177
C	42.55	1,675	1,07x1,83	42x72	3.99	157	4.39	173
D	42.55	1,675	1,07x1,88	42x72	3.99	157	4.39	173
E	11.30	445	3,40x1,70	134x67	2.29	90	2.57	101
F	12.32	485	1,78x1,70	70x67	2.29	90	2.57	101
G	37.29	1,486	1,78x1,70	70x67	2.18	86	2.52	99
H	40.62	1,599	0,97x1,89	38x43	2.21	87	2.59	102
ULD Configuration					Bulk hold			
Volume available for freight (based on full passenger loads)					63.0m3			
Maximum weight					16,500kg			

Boeing 777-200



Door	Distance from A/C Nose		Door Size		Sill Height			
	Metres	Inches	Metres	Inches	Metres	Inches	Metres	Inches
A	6.74	266	1,07x1,88	42x74	4.71	185	5.00	197
B	17.07	672	1,07x1,88	42x74	4.88	192	5.07	200
C	36.32	1,430	1,07x1,88	42x74	5.16	203	5.30	209
D	49.53	1,950	1,07x1,88	42x74	5.28	206	5.53	218
E	11.80	465	2,69x1,70	106x67	2.81	111	3.05	120
F (s)	41.25	1,624	1,78x1,70	70x67	3.23	127	3.40	134
*F(I)	41.77	1,645	1,70x2,69	67x106	3.23	127	3.41	134
G	46.32	1,824	0,91x1,14	36x45	3.39	133	3.61	142
ULD Configuration					4AKE +6PAG+Buld holds			
Volume available for freight (based on full passenger loads)					80m3			
Maximum weight					14x000kg			

Boeing 747-300



ULD Configuration	12LD3/6LD7
Equipment available for freight (based on full passenger loads)	6LD7+Bulkhold
Volume available for freight (based on full passenger loads)	70.0m3
Maximum weight	20,000kg

Boeing 747-400



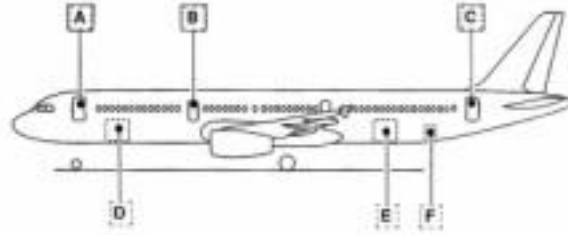
ULD Configuration	14LD3/6LD7
Equipment available for freight (based on full passenger loads)	6LD7+1LD3+Bulkhold
Volume available for freight (based on full passenger loads)	69.20m3
Maximum weight	21,000kg

Boeing 747-400 Freighter



ULD Configuration	30LD3/9LD7
Equipment available for freight (based on full passenger loads)	30M1/9LD7
Volume available for freight (based on full passenger loads)	764.5m3
Maximum weight	115,000kg (400series)

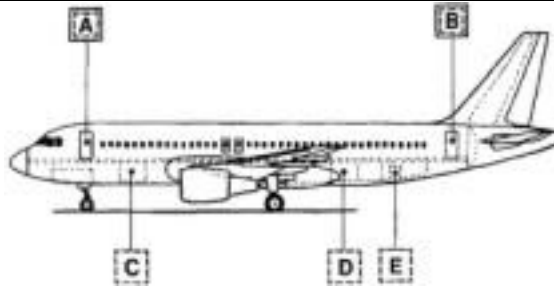
Airbus 321-200



Note: Compartment door E is optional.

Door Number	Distance from A/C Nose		Door Size		Sill Height			
	Metres	Inches	Metres	Inches	Metres	Inches	Metres	Inches
A	5.02	198	0.81x1.85	32x73	3.43	135	3.45	137
B	8.82	1,167	0.81x1.85	32x73	3.46	136	3.54	139
C	36.57	1,440	0.81x1.85	73x32	3.54	139	3.73	147
D	8.16	321	1.82x1.23	71.5x48	2.03	80	2.09	82
E	29.72	1,170	1.82x1.23	71.5x48	2.11	83	2.26	89
F	33.22	1,370	0.86x0.94	34x37	2.34	92	2.51	99
ULD Configuration					4PAG + Bulk hold			
Volume available for freight (based on full passenger loads)					30.0m3			
Maximum weight					5,000kg			

Airbus 320-200



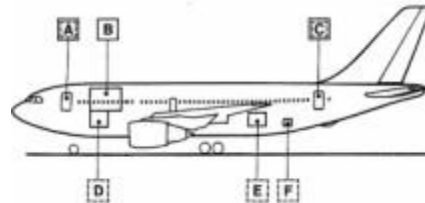
Door Number	Distance from A/C Nose		Door Size		Sill Height			
	Metres	Inches	Metres	Inches	Metres	Inches	Metres	Inches
A	5.02	198	1,85x0,81	73x32	3.42	135	3.47	137
B	29.04	1,167	1x85x0,81	73x32	3.55	140	3.73	147
C	8.16	321	1,23x1,82	48.3x71.5	2.03	80	2.09	82
D	22.69	893	1,23x1,82	48.3x71.5	2.11	83	2.25	88.50
E	26.29	1,035	0,86x0,94	34x37	1.27	92.5	2.51	99
ULD Configuration					7AKH + Bulk hold			
Volume available for freight (based on full passenger loads)					30.0m3			
Maximum weight					5,000kg			

Airbus 330-200



Door	Distance from A/C Nose		Door Size		Sill Height			
	Metres	Inches	Metres	Inches	Metres	Inches	Metres	Inches
A	5.85	230	1.07x1.93	42x76	4.40	175	4.58	180
B	17.74	698	1.07x1.93	42x76	4.69	184	4.86	191
C	46.68	1,838	1.07x1.93	42x76	5.47	215	5.70	224
D	9.53	375	1.07x2.70	70x106	2.58	101	2.73	107
E	40.09	1,579	2.73x1.68	107.5x66	3.22	127	3.45	136
F	43.07	1,696	0.95x0.95	37.4x37.4	3.36	132	3.58	141
ULD Configuration					4LD7+4LD3+Bulk hold			
Volume available for freight (based on full passenger loads)					66.8m ³			
Maximum weight					14,100kg			

Airbus 340-300



Door	Distance from A/C Nose		Door Size		Sill Height			
	Metres	Inches	Metres	Inches	Metres	Inches	Metres	Inches
A	5.85	230	1.93x1.07	76x42	4.41	175	4.59	180
B	17.74	698	1.93x1.07	76x42	4.67	184	4.84	190
C	50.95	2,005	1.93x1.07	76x42	5.47	215	5.73	226
D	9.53	375	2.70x1.70	106x70	2.58	101	2.73	107
E	44.36	1,746	2.73x1.68	106x70	3.23	127	3.44	135
F	47.34	1,864	0.95x0.95	37.4x37.4	3.35	132	3.58	141
ULD Configuration					7PAG + Bulk hold			
Volume available for freight (based on full passenger loads)					70.0m ³			
Maximum weight					16,000kg			